











How to draw...

Jelly





<p>1 Draw 2 circles slightly apart.</p> 	<p>2 Attach the top of the circles like so.</p> 	<p>3 Bring lines out from the bottom of the eyes.</p> 
<p>4 Make a wiggly line on the bottom.</p> 	<p>5 Draw eyes looking in and ... some eyelids.</p> 	<p>6 Add tentacles and curlies to bottom.</p> 
<p>7 Smile!</p> 	<p>8 Tongue!</p> 	<p>9 Draw your own jelly here!</p>

Help the baby worm find his mother!

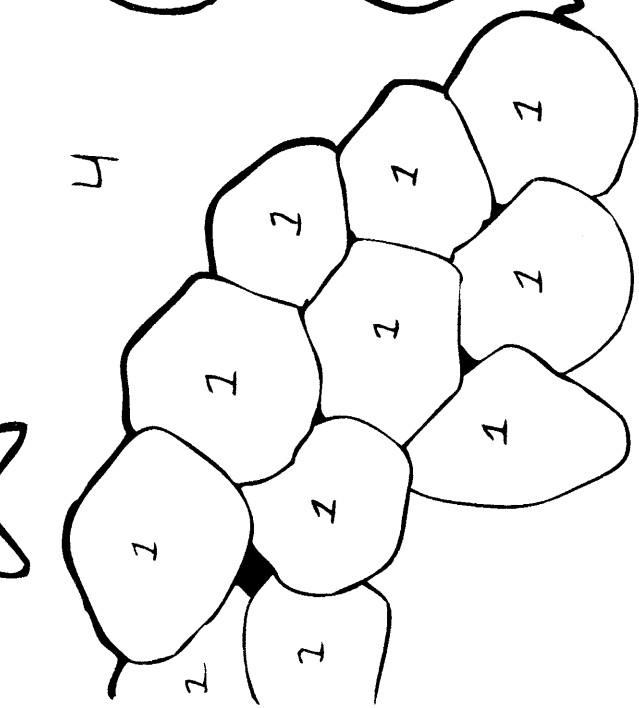


Color by number!


- 1. Grey
- 2. Green
- 3. Yellow
- 4. Blue
- 5. Red
- 6. Brown



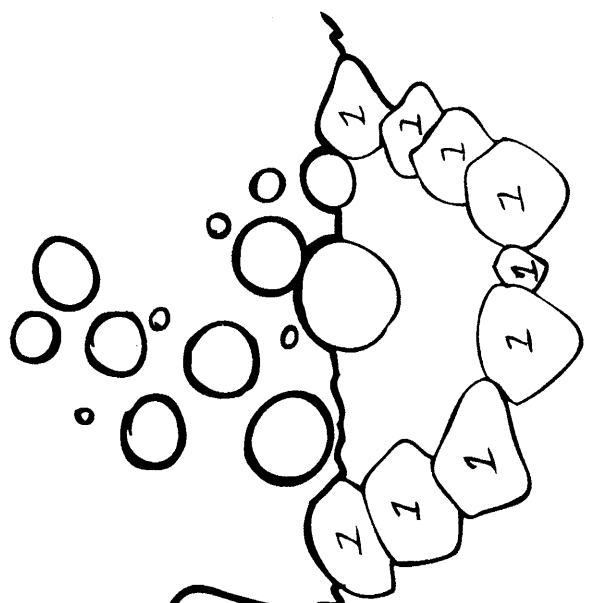
4




6



6



Find these characters below!



4.

